



District Report Card: 2017


State: Maharashtra	District: Nashik
Class: 5	Subject: Language
Schools: 61	Students: 1580


Participation/Coverage


Students

GENDER 	Boys		Girls	
	Number	%	Number	%
	775	49.05	805	50.95

AREA 	Rural		Urban	
	Number	%	Number	%
	983	62.22	597	37.78

CATEGORY 	SC		ST		OBC		GEN	
	Number	%	Number	%	Number	%	Number	%
	161	10.19	484	30.63	450	28.48	485	30.70

CWSN 	LD	VI	HI	S&LD	ID	Oth
	3	37	3	0	0	1

Management 	Government		Government-aided	
	Number	%	Number	%
	566	35.82	1014	64.18

Average Performance of Students in Language (%)

Overall	Gender		Area		Management		Social Group			
	Male	Female	Rural	Urban	Govt.	Aided	SC	ST	OBC	GEN
58.64	58.13	59.12	58.65	58.62	58.37	58.78	59.71	57.23	60.30	58.14

Performance on Learning Outcomes (LOs)

Learning Outcomes	Description	Average Performance(%)
L504	Reads and comprehends independently storybooks, news items/ headlines, advertisements etc.	55.15
L508	Reads text with comprehension, locates details and sequence of events	60.38

Range of Performance of Students who Answered Correctly							
Below 30%		30% - 50%		50% - 75%		Above 75%	
Number	%	Number	%	Number	%	Number	%
211	13.35	401	25.38	518	32.78	450	28.48

Lowest Performing Learning Outcomes (LOs)

- 1 - Reads and comprehends independently storybooks, news items/ headlines, advertisements etc. (55.15)
- 2 - Reads text with comprehension, locates details and sequence of events (60.38)